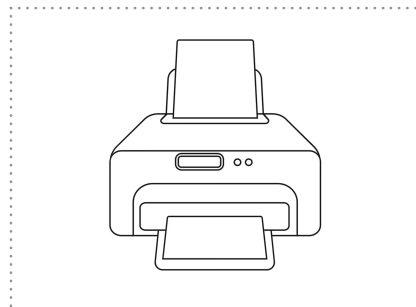
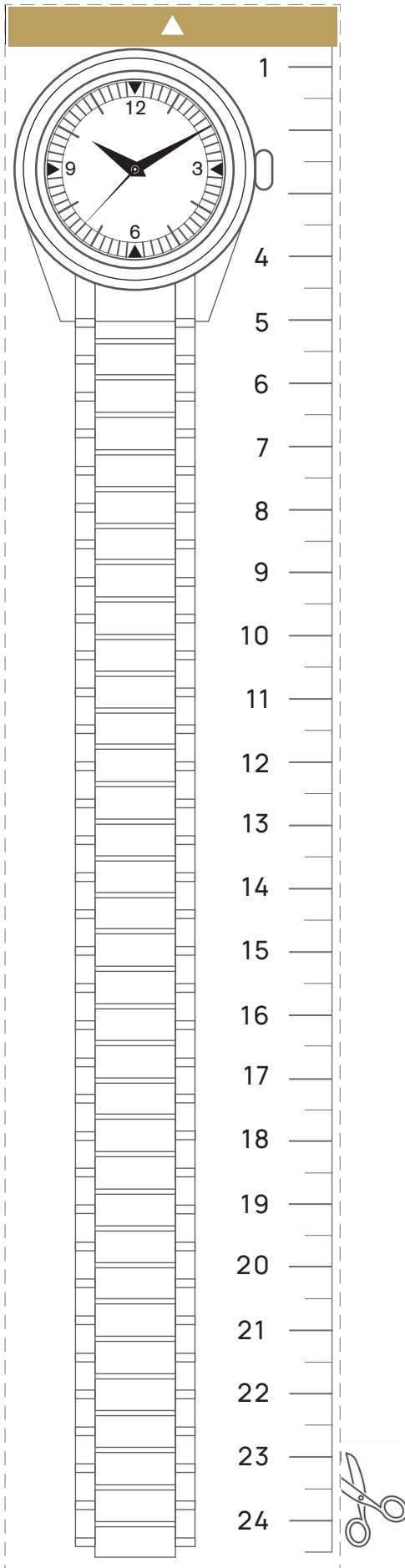


# Watch Bracelet Size Guide


We provide complimentary watch bracelet resizing on all our watches to ensure the ideal fit. If you'd like the bracelet adjusted before your order is sent out, just give us a call or send us an email and we'll be happy to arrange it.

If you're unable to print this guide, use a flexible item such as a strip of paper or ribbon to wrap around your wrist. Adjust it to your preferred fit, then measure the length in centimetres to determine your wrist size.



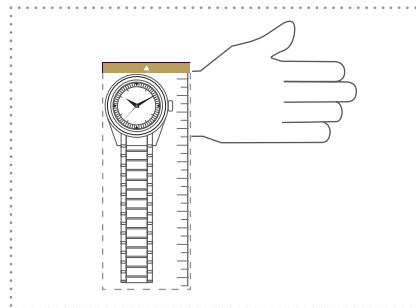
## 1. PRINT

When printing, ensure the page is set to **actual size** and not reduced or enlarged (**print at 100% scale**).



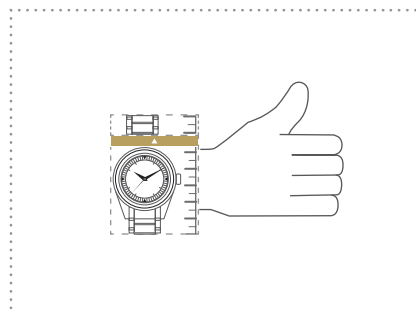
## 2. CUT

Cut carefully along the dotted outline. You should end up with a long strip shaped like a watch, with the gold bar at the top.



## 3. MEASURE

Position the watch face on the outside of your wrist. Wrap the measuring strip around your wrist to your preferred fit.



## 4. YOUR SIZE

When the strip feels correctly positioned, check the number aligned with the gold marker – this indicates the size you need (in cm).